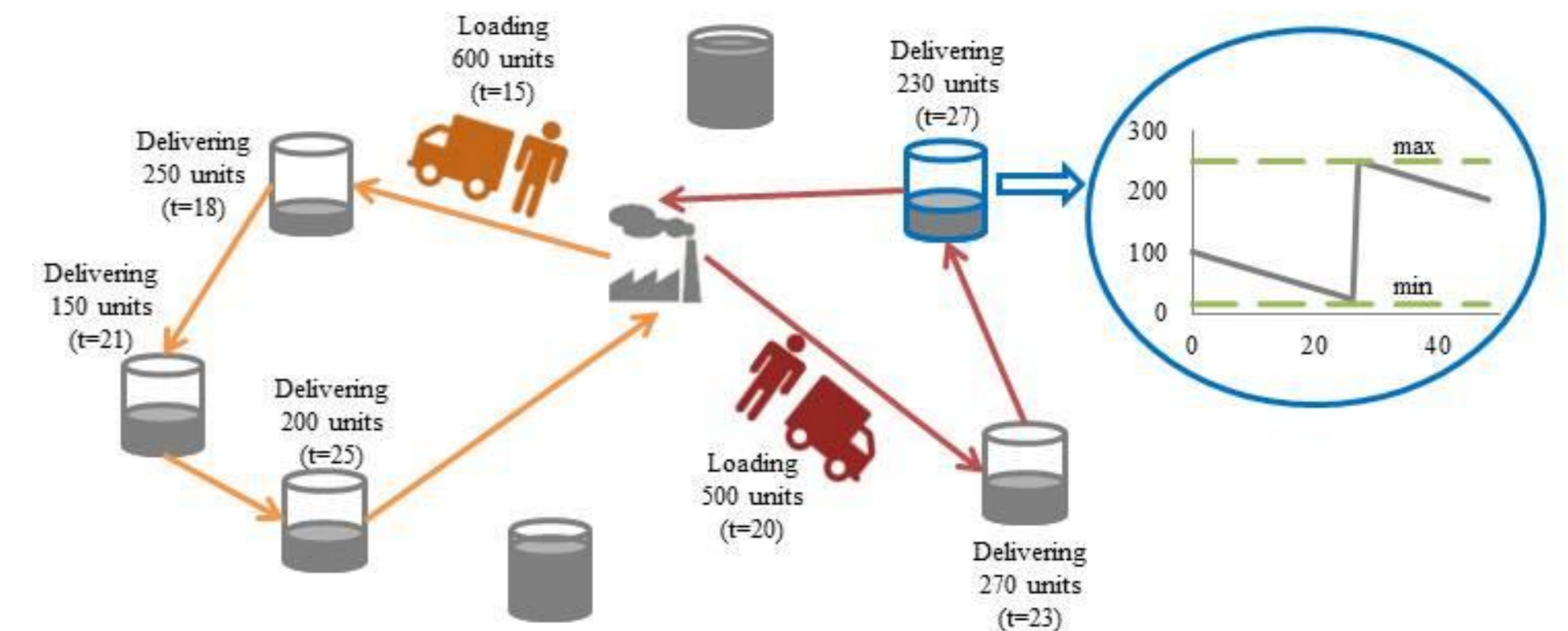


SISTEM TRANSPORTASI DAN DISTRIBUSI BARANG

Integrasi Perutean Kendaraan dan Persediaan

Muhammad Nashir Ardiansyah, S.T., M.T., Ph.D.

Program Studi S1 Teknik Industri – Telkom University





Penyelesaian Permasalahan IRP



Contoh Permasalahan IRP

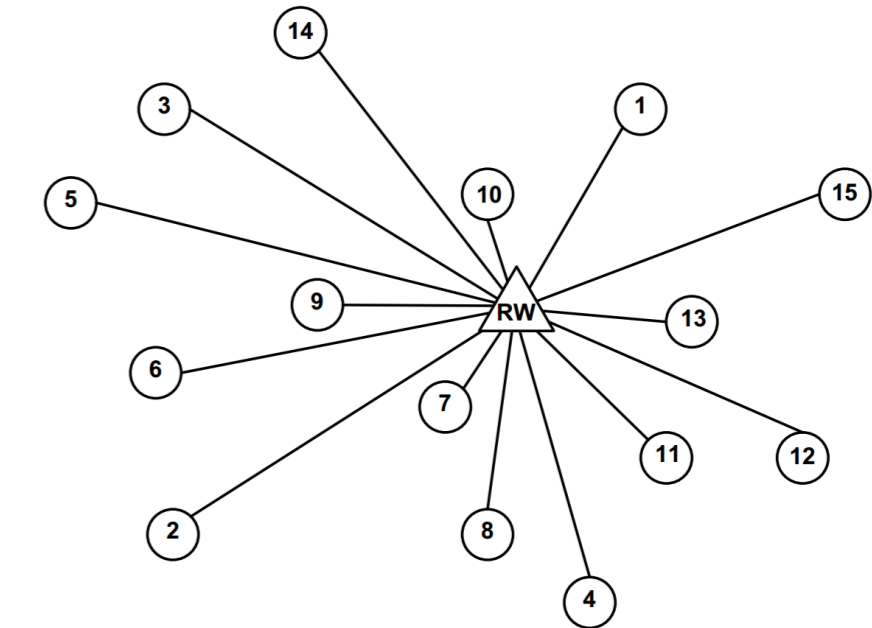


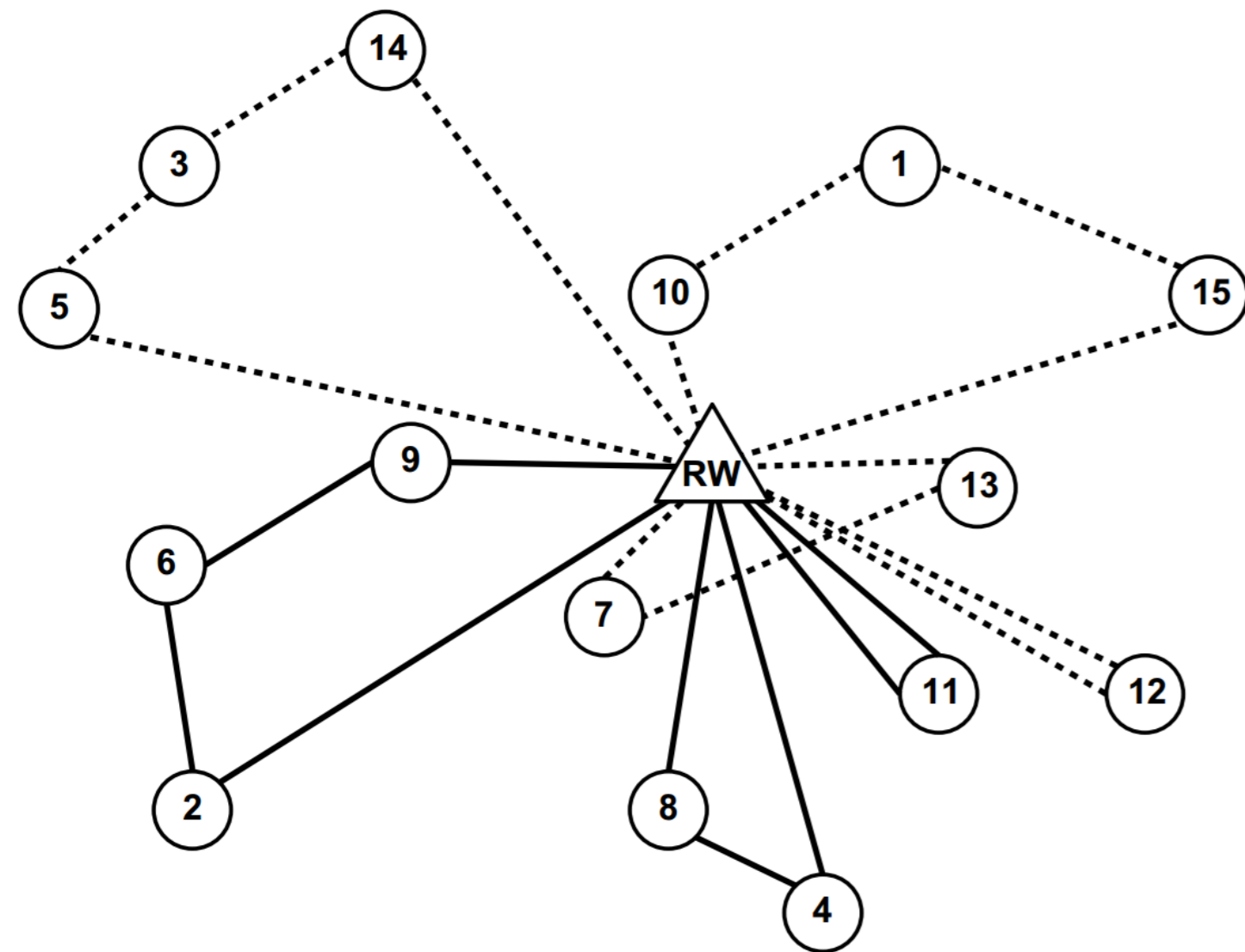
Table 1
Distances in kilometer between the different sales-points

	RW	1	2	3	4	5	6	7	8	9	10	11	12	13	14	15
RW	0	270	480	490	330	550	430	140	260	240	150	240	360	200	430	320
1		0	740	560	580	680	650	420	530	440	210	410	450	260	400	170
2			0	500	490	410	190	350	370	320	540	590	750	660	600	800
3				0	630	160	310	480	630	290	390	720	850	670	180	710
4					0	770	590	290	160	470	490	190	300	350	750	520
5						0	220	540	630	310	490	760	910	740	340	810
6							0	340	430	210	440	610	770	630	430	740
7								0	160	230	250	270	420	310	470	450
8									0	340	400	230	380	350	630	510
9										0	240	450	600	440	320	540
10											0	370	480	280	290	320
11												0	160	170	650	330
12													0	210	770	310
13														0	570	170
14															0	570
15																0

Table 2
Sales-point demand rates

Sales-point	Demand rate (ton/hour)
1	0.109
2	0.326
3	0.322
4	0.478
5	0.134
6	0.429
7	0.381
8	0.503
9	0.187
10	0.123
11	0.953
12	0.638
13	0.247
14	0.188
15	0.441

Solusi dari Permasalahan



Sales-point	Delivery (ton)
1	16.20
2	33.23
3	47.85
4	48.73
5	19.91
6	43.73
7	56.61
8	51.28
9	19.06
10	18.28
11	97.15
12	94.80
13	36.70
14	27.94
15	65.53

Tour	Vehicle load (ton)
C ₁	100.00
C ₂	96.03
C ₃	97.15
C ₄	100.00
C ₅	94.80
C ₆	93.31
C ₇	95.69